

PLOUM

Designer

R. & E. Bouroullec

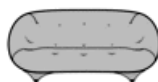
Technical characteristics

The Ploum settees are the fruit of much research into comfort. And the result: a combination of two specific materials which, when associated with the real dimensional generosity of the Ploum settees, offers an extremely high level of comfort whilst giving the body the chance to adopt a number of possible postures. As per the designers' wishes, the large settee is asymmetrical in construction : the right-hand backrest is a little higher than the one on the left, whilst the right-hand seat is slightly deeper than the left-hand one and the zip on the rear of the backrest is off-centre. The seat of the large settee, which may accommodate up to 4 persons, has a slightly closed angle perfect for encouraging sitters to move closer together, which in turn facilitates conversation between the occupants of the settee. The great flexibility of contact associated with a freely-formed shape



PRODUCTS

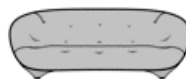
SMALL SETTEE HIGH BACK



Dimensions

Height 790 mm
Width 1,700 mm
Depth 1,110 mm
Seat height 390 mm
Weight 67.5 kg
Seats 2 places

MEDIUM SETTEE HIGH BACK



Dimensions

Height 790 mm
Width 2,030 mm
Depth 1,110 mm
Seat height 390 mm
Weight 78.5 kg
Seats 2 places

LARGE SETTEE HIGH BACK

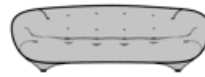
More information on
www.ligne-roset.com

ligne roset[®]
depuis 1860

© Ligne Roset 2024

turn Ploum into a veritable nest: in fact, all positions are possible here, with both back and head enjoying the same soft contact, no matter which part of the seat is concerned, even the arms.

BYCONSTRUCTION Steel tubing, wire and mesh. Covered base. **COMFORT** Integral seat in high resilience polyurethane Bultex foam 48 kg/m³ - 3.6 kPa; integral back in Bultex foam 36 kg/m³ - 1.4 kPa with comfort layer in hyperflexible polyurethane foam 30 kg/m³ - 1.8 kPa. Comfort is reinforced by the nature of the fabric used: a double-layer quilted weave, quilted by points of stitching. **MAKING-UP** Cover made from a woven fabric generously quilted and quilted by points of stitching. Cover may be removed by an upholsterer. Important : items upholstered in MOBY have no diagonal stitching in the four inside corners of the seat/back section and have just one zip closure on the rear of the back.



Dimensions

Height 840 mm
Width 2,500 mm
Depth 1,240 mm
Seat height 390 mm
Weight 96.5 kg
Seats 3 places

FOOTSTOOL



Dimensions

Width 1,100 mm
Depth 800 mm
Seat height 390 mm
Weight 24 kg
Seats 1 place